



Compartment No	Picture
1b – amenity grassland	
1c – recently seeded neutral grassland	
1d – looking back towards Wolverhampton training academy	

1a – Woodland surrounding cuttings



TN1 – water logged area in woodland




Compartment 2- Tunstall water bridge



2d





Compartment 3



Compartment 4



Compartment 4



4a



4b – tall herb



4b



4b – new orchard



4b – new orchard



5b5 - Barley field



5b5



5b5



5b7



5b7



5b5 – mixed scrub



5d



5a



5a



6a -



6e2 – quarry  
woodland



6e – Quarry wood



6k1 - Path next to Finchfield Brook



6g5 - Oak plantation



6q1 - Plantation woodland



6N5 - Dog area



6d2



6c2



6c2



WEC



6N2 - WEC  
cypress trees



6N1



6g4



6i2



6l



6m



6g3



6j



Turner field pond



Nursery Pond



